



PROTECTING HEALTH & HYGIENE



+91 87994 60165



info@dziresurgicalindia.com



www.dziresurgicalindia.com

ABOUT US:

Dzire Rehabilitation is dedicated to enhancing lives through our comprehensive range of rehabilitation products, providing comfort, support, and empowerment for individuals on their journey to wellness and recovery

SOFT CERVICAL COLLAR



- It helps in improving functional life of the collar
- It is more cushioned and provides better comfort
- It provides better support with better immobilization
- The material it is made up of is well ventilated. It is made of skin matching shades
- It has a hypo-allergenic covering

CORE FUNCTIONS



Neck Immobilization



Supporting Neck Sprains and Strains



Improve Neck Function

RIB BELT MEN



- Allows normal respiration while providing compression support.
- Rib belt comes with Velcro closure that assures alignment and proper hold.
- Available in different sizes ranging from small to xl.
- Made of high quality vented elastic strapping and polyester material.
- provides support to the rib cage.

CORE FUNCTIONS



Support top the rib cage



Relief of pain



Reduction in chest load

WAIST TRIMMER



- Made with a breathable material which is a blend of polyester, rubber and nylon.
- Helps post-delivery abdomen return to its original shape as it was before pregnancy.
- Can provide support and help to relieve lower back pain (lumbar muscle).

CORE FUNCTIONS



Increase abdomen compression



Reduces the lumbar load



Supports the weakened muscles around the lumbar area



Prevention from various back injuries

MATERNITY SUPPORT



- Lift and back support can be controlled independently, soft elasticated insets and shaping provide comfort
- Shaped posterior section to improve the fit around sacral area
- Low profile design for improved comfort, especially when sitting.
- Improving blood circulation.

CORE FUNCTIONS



Increase the Abdomen compression



Reduces the lumbar load



Supports the weakened muscle around the Lumbar area

LUMBAR SACRO SUPPORT



- Breathable material to allow maximum airflow.
- Specially designed anatomical fit to help you with a range of motions.
- Customizable level of compression.
- Available in a universal size that means it is for everyone.

CORE FUNCTIONS

-  Increased abdominal compression
-  Lumbar load reduction
-  Supports weakened lumbar muscles
-  Back injury prevention

CONTOURED LS BELT



- Double pull mechanism ensures strong fastening & fitting. Large hook loop panel allows controlled compression and flexibility in sizing.
- Provides support to people of suffering from backaches and muscle strains.
- Ethafoam back pad offers high cushioning even in this sections. Provides better comfort without compromising immobilization.

CORE FUNCTIONS





-  Increase the abdomen compression
-  Reduces the lumbar load
-  Supports the weakened muscle
-  Prevention from various back injuries

DORSOLUMBAR BRACE



- Dorso lumbar spinal brace provides a complete support to the thoracic and lumbar spine region.
- Immobilizes and keeps the spine in the neutral position..
- Padded clavicle strap corrects the shoulder posture to ensure perfect fitting.
- Covers dorsal, lumbar and sacral regions and also allows body movement.
- Double locking feature for good compression and firm grip.

CORE FUNCTIONS



-  Increase the Abdomen Compression
-  Reduces the Lumbar load
-  Supports the weakened muscle around the Lumbar area
-  Prevention from various back injuries

CLAVICLE BRACE



- Easy to use, washable, light weight, plush covering, long functional life & durable..
- The brace stabilizes as well as immobilizes the clavicle bone.
- Helps provide structural support which collapses due to fracture and injury of the collar bone.
- LivEasy Ortho Care Clavicle Brace helps in reducing pain associated with a collarbone fracture.

CORE FUNCTIONS

-  Posture correction
-  Fractured clavicle immobilization
-  Stabilization of clavicle

DELUXE SHOULDER IMMOBILIZER



- Balanced weight distribution onto both shoulders.
- Wide circumferential chest wrap for excellent shoulder fixation.
- Includes optional elbow strap for use as healing progresses.
- Sling and Swathe Immobilizers.
- Secures arm against the body.

CORE FUNCTIONS



Shoulder immobilization



Post fracture cure



Improves the shoulder joint area

DELUXE ARM SLING POUCH



- It is made up of soft bonded durable fabric with breathability that provides comfort.
- It has an adjustable shoulder strap with a pad for extra immobilization.
- It helps manage shoulder immobilization and helps in the post-fracture cure.
- Improving the arm and shoulder joint.

CORE FUNCTIONS



Shoulder immobilization




Post fracture cure



Enhances arm and shoulder joint

ELBOW BRACE



- Bilateral polycentric hinges with hyper extension stops help to support unstable elbows
- Innovative cross strap design immobilizes the elbow joint for protection
- Ergonomic construction improves fit and function
- Anti-migration technology helps to eliminate slip

CORE FUNCTIONS



Stabilization Of Elbow Joint



Relief of pain



Increase Elbow Compression



Reduce Swelling From Injuries

WRIST & FOREARM BRACE



- It does not support microorganism's growth.
- Thumb loop to keep the thumb in abduction.
- Foam padding for patient's comfort.
- Cosmetic outer covering or durability.
- Hook & Loop closer for easy & faster product application.

CORE FUNCTIONS



Wrist immobilization



Relief of pain



Supporting on wrist joint

THUMB SPICA SPLINT



- Ergonomic Design, Sleek, Trendy & Comfortable.
- This Splint Come with Adjustable Straps & Three Sizes Ensure Personalized Fit.
- Prevents repetitive strain on the muscles.
- Semi-rigid, malleable, metal splint to support the thumb in abduction and to immobilize Carpo-Metacarpal and Metacarpal joints of the thumb.
- Flexible, fabric laminated foam contoured to fit over the thumb.

CORE FUNCTIONS

-  Wrist & Thumb immobilization
-  Supporting on wrist & thumb joint
-  Relief from pain

WRIST BRACE



- It can give an ideal support and care post-surgery or casting.
- It has four-ways compression for faster healing.
- The anatomic thumb allows natural movement.
- It offers optimal compression by providing a firm grip around the wrist and hand area.

CORE FUNCTIONS

-  Wrist immobilization
-  Supporting on wrist joint
-  Relief from pain

KNEE IMMOBILIZER



- Provides perfect immobilization, support & grip by anatomically contoured splints.
- High cushioning & anti slip properties enhance comfort of user.
- Removable petallar strap further improves immobilization.
- Easy to use & remove, washable, light weight, good aesthetics, long functional life & comfortable.
- It is easy to wear.

CORE FUNCTIONS

-  Knee Immobilization
-  Post-operative Immobilization of the knee
-  Increase knee compression

KNEE CAP



- This Kneecap has a four-way stretchable fabric.
- The Knee Brace provides optimum compression.
- This Knee Support is anatomically fitted to provide optimal benefit.
- This Kneecap has better comfort and breathable fabric that provides effective sweat absorption.
- It comes in pairs of two.

CORE FUNCTIONS

-  Stabilization of knee joint
-  Relief of pain
-  Increase knee compression
-  Reduce swelling from injuries

ANKLET SUPPORT



- Breathable and comfortable material that ensures that feet do not sweat or itch
- Provides relief from ligament or muscle injury by adding compression.
- Helps to speed up recovery from an ankle sprain and fracture through its immobilization control feature and helps to reduce swelling.
- Single Knitting at the Angular Bend of the Foot Reduces Pressure on the Ankle Joint.

CORE FUNCTIONS



Stabilization Of Ankle Joint



Relief of pain



Increase Ankle Compression

BASIC WHEELCHAIR

Load Capacity	125 Kg
MRP	RS. 11499
Seat Width	18"



CORE FUNCTIONS



Strong Spoke Wheel



Solid Rubber Wheel



Cushion Padded Armpad



Zinc Plated Hand Brake



Back Pocket For Carrying Essentials

SPECS	ITEM LENGTH	ITEM WIDTH	ITEM HEIGHT	ITEM WEIGHT	ITEM VOLUME	ITEM AREA
MM	1030	640	800	460	490	410
INCHES	40.5	25	31.5	18	19	16

SPECS	ITEM LENGTH	ITEM WIDTH	ITEM HEIGHT	ITEM WEIGHT	ITEM VOLUME	ITEM AREA
MM	260	180	455	605	385	8
INCHES	11	7.08	18	24	15	0.25

BASIC WITH BRAKE WHEELCHAIR

Load Capacity	100 Kg
MRP	RS. 14999
Seat Width	15"



CORE FUNCTIONS



Strong Spoke Wheel



Solid Rubber Wheel



Cushion Padded



Zinc Plated Hand Brake



Back Pocket For Carrying Essentials



Back Pocket For Carrying Essentials

SPECS	ITEM LENGTH	ITEM WIDTH	ITEM HEIGHT	ITEM WEIGHT	ITEM VOLUME	ITEM AREA
MM	1030	640	800	460	490	410
INCHES	40.5	25	31.5	18	19	16

SPECS	ITEM LENGTH	ITEM WIDTH	ITEM HEIGHT	ITEM WEIGHT	ITEM VOLUME	ITEM AREA
MM	290	180	455	605	385	8
INCHES	11	7.08	18	24	15	0.25

BASIC COMMODE WHEELCHAIR

Load Capacity	100 Kg
MRP	RS. 14999
Seat Width	15"



CORE FUNCTIONS



Strong MagWheel



Solid Rubber Wheel



Water Bottle Holder



Zinc Plated Hand Brake



2 Extra washable Cushion



Back Pocket For Carrying



Side Pocket

SPECS	ITEM LENGTH	ITEM WIDTH	ITEM HEIGHT	ITEM WEIGHT	ITEM VOLUME	ITEM AREA
MM	1030	640	800	460	490	410
INCHES	40.5	25.3	31.5	18	19	16

SPECS	ITEM LENGTH	ITEM WIDTH	ITEM HEIGHT	ITEM WEIGHT	ITEM VOLUME	ITEM AREA
MM	290	180	455	605	385	8
INCHES	11	7.08	18	24	15	0.25

STANDARD WHEELCHAIR

Load Capacity	100 Kg
MRP	RS. 14999
Seat Width	15"



CORE FUNCTIONS

- Strong Mag Wheel
- Solid Rubber Wheel
- Water Bottle Holder
- Zinc Plated Hand Brake
- Tipper wheels
- Back Pocket For Carrying Essentials

SPECS	SEAT WIDTH	SEAT DEPTH	SEAT HEIGHT	BACKRIST HEIGHT	BACKRIST WIDTH	WHEEL WIDTH
MM	1030	600	880	380	490	410
INCHES	40.5	23.6	34.6	15	19	16

SPECS	FOOTREST ADJ.	FOOTREST HEIGHT	FOOTREST WIDTH	FOOTREST DEPTH	FOOTREST DISTANCE	FOOTREST WEIGHT
MM	200	100	455	505	305	8
INCHES	11	7.08	18	20	15	0.25

LEGREST ADJUSTABLE WHEELCHAIR

Load Capacity	125 Kg
MRP	RS. 11499
Seat Width	18"



CORE FUNCTIONS

- Strong Spoke Wheel
- Solid Rubber Wheel
- Cushion Padded Armpad
- Zinc Plated Hand Brake
- Back Pocket For Carrying Essentials
- Full Straight Paddles for Both Legs

SPECS	SEAT WIDTH	SEAT DEPTH	SEAT HEIGHT	BACKRIST HEIGHT	BACKRIST WIDTH	WHEEL WIDTH
MM	1030	640	880	460	490	410
INCHES	40.5	25	34.5	18	19	16

SPECS	FOOTREST ADJ.	FOOTREST HEIGHT	FOOTREST WIDTH	FOOTREST DEPTH	FOOTREST DISTANCE	FOOTREST WEIGHT
MM	280	180	455	505	385	8
INCHES	11	7.08	18	20	15	0.25

BARIATRIC WHEELCHAIR

Load Capacity	150 Kg
MRP	RS. 11499
Seat Width	18"



CORE FUNCTIONS

- Strong Spoke Wheel
- Solid Rubber Wheel
- Cushion Padded Armpad
- Zinc Plated Hand Brake
- Back Pocket For Carrying Essentials

SPECS	SEAT WIDTH	SEAT DEPTH	SEAT HEIGHT	BACKRIST HEIGHT	BACKRIST WIDTH	WHEEL WIDTH
MM	1030	640	880	460	490	410
INCHES	40.5	25	34.5	18	19	16

SPECS	FOOTREST ADJ.	FOOTREST HEIGHT	FOOTREST WIDTH	FOOTREST DEPTH	FOOTREST DISTANCE	FOOTREST WEIGHT
MM	280	180	455	505	385	8
INCHES	11	7.08	18	20	15	0.25

COMMUNE PLUS WHEELCHAIR

Load Capacity	125 Kg
MRP	RS. 17999
Seat Width	18"



CORE FUNCTIONS

- Strong Spoke Wheel
- Solid Rubber Wheel
- Water Bottle Holder
- Zinc Plated Hand Brake
- Back Pocket For Carrying Essentials
- Food Table
- Head Rest

SPECS	SEAT WIDTH	SEAT DEPTH	SEAT HEIGHT	BACKRIST HEIGHT	BACKRIST WIDTH	WHEEL WIDTH
MM	1030	680	880	460	490	450
INCHES	40.5	26	34.5	18	19	17.5

SPECS	FOOTREST ADJ.	FOOTREST HEIGHT	FOOTREST WIDTH	FOOTREST DEPTH	FOOTREST DISTANCE	FOOTREST WEIGHT
MM	280	180	455	505	385	35
INCHES	11	7.08	18	20	15	1.35

POWER PLUS WHEELCHAIR

Load Capacity	130 Kg
MRP	RS. 1,29,999
Seat Width	18"



CORE FUNCTIONS

- Solid Front Wheel
- Universal Controller
- Back Pocket For Essentials
- Anti-Roll Wheel 250W Dual Motors
- 250W Dual Motors

SPECS	ITEM CODE	ITEM NAME	ITEM CODE	ITEM NAME	ITEM CODE	ITEM NAME
MM	115000000	660	120000000	460	—	600
INCHES	45.700000	26.000000	17.720000	—	—	19.690000

SPECS	ITEM CODE	ITEM NAME	ITEM CODE	ITEM NAME	ITEM CODE	ITEM NAME
MM	460	740	490.4	—	—	80
INCHES	18.110000	29.130000	19.310000	—	—	3.150000

POWER PLUS 1

Load Capacity	120 Kg
MRP	RS. 1,49,999
Seat Width	18"



CORE FUNCTIONS

- Back Pocket For Essentials
- Solid Front Wheel
- Anti-Roll Wheel
- Zinc Plated Hand Brake
- 250W Dual Motors

SPECS	ITEM CODE	ITEM NAME	ITEM CODE	ITEM NAME	ITEM CODE	ITEM NAME
MM	115000000	660	120000000	460	—	600
INCHES	45.700000	26.000000	17.720000	—	—	19.690000

SPECS	ITEM CODE	ITEM NAME	ITEM CODE	ITEM NAME	ITEM CODE	ITEM NAME
MM	370	203.2	—	304.8	—	40
INCHES	14.560000	8.000000	—	12.000000	—	1.570000

COMMODE CHAIR



- Durable Powder Coated MS Frame is Foldable.
- Removable Plastic Commode Bucket with Lid
- Each leg has a Anti-slip Rubber Tip.
- Back Support.

CORE FUNCTIONS

- These Commode chair are simple designed .
- Made of MS tubular frame work fitted with a PVC seat and a back.
- These fold-able Commode chair are durable.

COMMODE CHAIR WITH WHEEL



- Locking Push Buttons For Easy Adjustment of Height.
- Removable Plastic Commode Bucket with Lid.
- Mild Steel Structure with powder coated.
- Easily Foldable Frame.
- Each leg has a Anti-slip Rubber Tip.

CORE FUNCTIONS

- Chrome-plated steel frame
- Toilet seat, bucket with lid
- Height adjustable legs with wheels

MS WALKER



- MS Durable Folding Reciprocal Glossy Blue Colour Walker
- One Button Folding Walker.
- Each leg has a Anti-slip Rubber Tip.
- 5 Steps Height Adjustable.
- Change From Reciprocal Walker to Fixed Walker in One Second.
- Easy to Carry

CORE FUNCTIONS



Make it easier to get around after surgery or after a bone break in your foot or leg.



Allows a person to learn on it for balance



Aging adults with limited mobility.

AL WALKER



- Aluminium Durable Folding Reciprocal Silver Colour Walker.
- One Button Folding Walker.
- Each leg has a Anti-slip Rubber Tip.
- 8 Steps Height Adjustable.
- Change From Reciprocal Walker to Fixed Walker in One Second.
- Easy to Carry.

CORE FUNCTIONS



They will help you have more stamina,



Keep your energy levels up



Allow you to go about your day without overworking your muscles.

QUADRIPOD WALKING STICK



- 4-Leg design for better stability.
- Specially crafted quadripod base for the desired stability.
- Suction rubber bush for better grip on any surface.
- Suitable for senior and adult.

WALKING STICK



- Designed for a comfortable grip, reducing strain during use.
- Provides stability on various surfaces, enhancing safety while walking.
- Convenient for everyday use, easy to carry, and store